



For Earth, For Life
Kubota

SE

KUBOTA CHOPPERS
SE1001 - SE8000 SERIES

Multipurpose and Agri Choppers



VERSATILE, RELIABLE



E, EFFICIENT!



CHOPPERS FOR ALL CONDITIONS

The hallmark of Kubota grass and straw choppers is their ability to cope with whatever is required. Whatever the size, every model is built for a variety of different tasks.

However, all models are solidly constructed throughout with a robust gearbox and very strong power transmission to the “V” belts driving the shafts. In addition, they have a strengthened chassis with double plating in the areas subjected to highest stress. The combination with Kubota’s precisely manufactured rotor shafts and hard wearing blades makes them extremely reliable. Minimal maintenance is required.

SE1001 series	4
SE2000 series	6
SE2000P series	8
SE3000 series	10
SE4000 series	12
SE5000 series	14
SE6000 series	16
SE7000 series	18
SE8000 series	20

THE SPECIALIST FOR

KUBOTA CHOPPER SE1001 SERIES



Rear roller as standard.



Adjustable lower hitch.



Rotor accurately balanced for smooth running.

GREEN AREAS



The Kubota SE 1001 grass chopper is a small, medium duty machine for use on slightly rough ground green areas, amenity areas, and tidying up pasture. It is available in 3 models from 1,20m working width to 1.80m. The SE 1001 is very easy to operate and requires minimum maintenance.

As well as the universal blades fitted as standard, blades for stony conditions and cup blades can be fitted on request. The SE 1001 is suitable for tractors up to 50hp. The core of the SE 1001 chopper is the rotor: fast rotation speed (1993rpm) in combination with a high number of blades make the SE 1001 a unique chopper.

As standard the SE 1001 offers a mechanical offset: the headstock can be fitted in the centre or on the left side of the chopping unit. The SE 1001 is equipped as standard with a rear roller which allows reliable cutting height control. Alternatively a pair of skids can be supplied on demand. Kubota SE 1001 - the perfect choice for green areas.



Gearbox with integrated free wheel.



EFFICIENT WORKING IN

KUBOTA CHOPPER SE2000 SERIES



ALL CONDITIONS



The Kubota SE2000 series is a multi-purpose chopper for road maintenance, clearing out field edges, ditches and hedges. In addition the SE2000 series shows versatility in operation on grass, light wood and bushes thus being ideal for the maintenance of parks, gardens and road sides.

As the request for professional shredding equipment is increasing, Kubota extended and renewed the range; the SE2000 series is one of the latest developments. It is based on the well-known and appreciated SE technology, mounted on a robust articulated arm and a heavy duty headstock.

The SE2000 series is based on Kubota's profound experience and expertise in choppers. Thoroughly tested in cooperation with universities, the SE2000 series offers all features and strengths which are required by the professional user.

The Kubota SE2000 series combines an easy concept with strong construction for excellent field performance. That also means high comfort during operations and maximum reliability in work. Thanks to all the positive feedback of our customers, the SE2000 series has immediately become a successful machine.



Rotor

High performance rotor by huge numbers of tools (14 per meter) and high speed rotation. Offered with universal, hammer or rock blades.

Frame

Solid construction, heavily protected and reinforced with double skin as standard.

Transmission

Gearbox with freewheel inside and 5 belts with automatic belt tensioner always ensure smooth and reliable power transmission to the rotor.

Roller

Diameter 195mm, self-cleaning, integrated bearing, easy adjustment of the working depth. The roller is standard equipment.

MORE OFFSET - MORE

KUBOTA CHOPPER SE2000P SERIES



Lateral transmission

The transmission is based on a gearbox with integrated freewheel (up to 150hp) and 2 lateral pulleys which drive 5 belts. An automatic belts tensioner spring loaded always ensure stable rotor transmission. It's standard supplied with double wide angle pto shaft in order to get best performances and comfort during utilization.

VERSATILITY

High versatile solution for farming and road maintenance purpose

Due to possibility of different working angle positions, SE2000P series is indispensable equipment on daily farming.

Compared to the SE2000 series the P-version allows major offset ability (1255mm) and reach positions and working angle impossible to get with similar equipment. In addition the P-version allows chopper combinations with a front unit (SE4000 series or SE6000 series) so working coverage is optimize and maximize without any overlap.



Robust and guarded. Main frame and parallelogram articulations designed according FEM analysis and calculations; heavily tested in Klepp laboratory to ensure reliable and safe working life. Gearbox and transmission guarded against eventual misuse during operations.



EFFICIENT AND DURABLE

KUBOTA CHOPPER SE3000 SERIES



Easy adjustment by hydraulic cylinder (option).



Gearbox with integrated free wheel.



Special nylon plate fitted into sliding guide rail ensures smooth movements without the need for lubrication or maintenance.

BLE!



The Kubota SE3000 series is a compact and heavy duty machine for moderately demanding jobs in soft and top fruit orchards, vineyards and light undergrowth. It is equally perfect for tidying pasture and other grass fields, and chopping straw and stubble.

Due to its solid construction the SE3000 series ensures a long lifetime with minimal maintenance. Offset as standard (500mm) increases the versatility of this chopper and caters for safer working conditions. In addition the standard roller and the skids support the chopper in keeping a constant working depth.


The design of the SE3000 series is modern and versatile; the latest generation rotor can be equipped with different types of blades, making the machine adaptable in most conditions.

Highest rotor speeds (2243rpm) in combination with the counterknife and the double skin, guarantee an excellent shredding effect with minimal power requirement.

For tractors up to 80hp.



The rear roller is standard equipment, its diameter is 160mm.



Double skin as standard equipment as it is an integral part of the frame. Standard thickness of 4mm.



The Kubota SE3000 series can be equipped with rake tines to improve chopping on prunings.

FRONT, REAR, OFFSET!

KUBOTA CHOPPER SE4000 SERIES



Lateral Drive

Drive by 5 V-belts type VX running on invertible pulleys which allows adaptation for 540 or 1000 rpm drive. Idler wheel with automatic tensioner spring always ensures stable and low wearing on belt drive. 2 maintenance free upper ball bearings.

Headstock

The heavy duty headstock is well proven and tested in different situation in order to offer maximum reliability.





Multi-purpose - for chopping grass, pasture, set-aside land and stubble

The SE4000 series is a versatile machine for use on grass, pasture, set-aside land and stubble. A strong double headstock allows mounting the machine in front or behind the tractor. Together with the hydraulic offset it gives a multi purpose versatility for nearly all conditions e.g. clearing out field edges, orchards, road edges. Available with hammer blades or universal Y blades with fan blades.


The Hydraulic Offset

Ideal for clearing out field edges. Versa-

tile use also for road maintenance. The precisely aligned offset frame machined after the welding process ensures a strong and reliable guidance. Greasable nylon bushes ensure a long lifetime.

Auto-alignment

The central gearbox fitted into the headstock ensures that the pto-shaft remains straight in all working positions. Even on max. 500 mm offset the pto angle does not change. This guarantees a smooth drive, reduced wearing and a longer lifetime of the pto shaft and the whole driveline (crosses and yokes).



Rotor

A strong 219x8mm tube forms the basis. Large diameter ensures easy and precise balancing and smooth running without vibrations.

Counter Knives and Double Skin

One standard U-counter knife. A second U-counter knife is available (optional equipment) for more intense shredding and heavy conditions. Also combinable with double skin.

Wheel kit for front use

Optional equipment only for front use. Ø wheel 580mm. Pivoting wheels.

Driveline and Gearbox

140 hp gearbox. Gearbox stays in fixed position in the

headstock, even if offset is activated. Free-wheel integrated into the gear box. Lateral drive by telescopic shaft, protected by a tube.

Rear roller

Standard equipment for reliable depth control in all conditions. Ø 160mm with 45mm bearing hub and greasable ball bearings. Replaceable bearing housing. Bearing Hub integrated and interchangeable via skid.

VERSATILE AND RELIA

KUBOTA CHOPPER SE5000 SERIES



BLE



The Kubota SE5000 series is a multi-purpose machine for chopping grass, pasture, set-aside land and stubble. By hydraulic offset the SE5000 series gives you the possibility to clear out field edges, orchards and road edges.

Hammer blades or universal Y blades with short fan blades allow a perfect shredding quality in all conditions. By offset the SE5000 series can slide 52cm; it is the ideal solution for field and farm maintenances.

In addition the wide diameter of the rotor (540mm) guarantees an excellence cut with lower power requirement.

Easy and minimal maintenance make the SE5000 series a profitable chopper.

Rotor

A strong tube 245x10mm is the basis of the rotor. Standard for universal and hammer blades. The wide diameter of the rotor (540mm) guarantees an excellent cut with low power requirement. The counterknife and the double skin are suggested for a finer shredding result of residues and a longer working life of the frame.

Transmission

Central gearbox up to 160hp with an integrated free wheel as standard. PTO tractor input can be 540 or 1000rpm; by inverting the belt pulleys the SE5000 always keeps the same rotor rpm. 5 V-belts combined with an automatic belts tensioner ensure a smooth transmission, preventing slippage in tough working conditions. No maintenance required.

Frame

Headstock designed and tested for heavy applications. Headstock with "family" look taken from the power harrow design. Sliding tube integrated in the headstock; all forces stress are concentrated on 3 points linkage. Always standard with hydraulic offset of 54cm.

VERSATILITY COMBIN

KUBOTA CHOPPER SE6000 SERIES



Robuste Transmission

Central gearbox up to 160 hp with double integrated free wheel as standard PTO tractor input can be 540 or 1000rpm; by inverting belt pulleys SE6000 series always keep same rotor rpm. 5 V-belts combined with automatic belts tensioner always ensure smooth side transmission, preventing slippage in toughest working conditions. No any maintenance is required.



ED WITH EFFICIENCY



Double headstock

Double headstock allow front or rear mounting of the Kubota SE6000 series. Headstocks with “family” look taken from well known and proven choppers range. Sliding tube integrated in the headstock; all forces stress are concentrated on 3 points linkage. Always standard with hydraulic offset of 54cm.

THE CHOPPER FOR S

KUBOTA CHOPPER SE7000 SERIES



PECIALISTS



Great versatility in all conditions

The SE7000 series range comprises Kubota's largest and toughest grass and straw choppers for heavy-duty work on set-aside land and cultivated fields. The SE7000 chopper is indispensable on grass fields or for chopping straw, stubble and other crop residues after harvesting, but also very useful for fruit farms clearing scrub and tidying pasture. The SE7000 series is available in 4 working widths covering all different requests coming from farmers.

Unique versatility and high field performance

The Kubota SE7000 series offer a unique operation versatility. The high rotor speed combined with a large number of blades increases the

cutting efficiency while reducing the input power required. A large number of blades reduces the amount to be cut by each blade, so the rotor revolves more easily and evenly.

The rotor is manufactured precisely and is dynamically balanced after the blades have been fitted; this leads to a smooth running without vibrations.

Range of accessories

The SE7000 series can be equipped with different blade types in order to fulfill all customers demands.

The skids are included in the standard configuration, wheels or roller are optionally available.

Furthermore double skin and second counterknife are optional equipments.



The hallmark of Kubota grass and straw choppers is their ability to cope with whatever is required. Whatever the size, every model is built for a variety of different tasks.

However, all models are solidly constructed throughout with a robust gearbox and very strong power transmission to the "V" belts driving the shafts. In addition, they have a strengthened chassis with double plating in the areas subjected to highest stress.

The combination with Kubota's precisely manufactured rotor shafts and hard wearing blades makes them extremely reliable. Minimal maintenance is required.

Rotor

A strong tube 245x10mm firms the basis. Standard for universal and hammer blades. The wide diameter of the rotor (650mm) guarantees an excellence cut with low power requirement.

Transmission

Central gearbox up to 160 hp with integrated free wheel as standard. PTO tractor input can be 540 or 1000rpm; by inverting the belt pulleys the SE7000 series always keeps the same rotor rpm. 5 V-belts combined with automatic belts tensioner ensure smooth transmission. No maintenance required.

THE KING OF THE CHO

KUBOTA CHOPPER SE8000 SERIES



Semi pivoting wheels (10/8.0 x 12.8 ply) as standard ensure good stability and a constant working depth of the SE8000 series during field operations.



Semi automatic linkage (Cat III) allow fast coupling of SE8000 series. In addition the floating bracket on 3rd point permit an easy control of the working depth without stressing force on the headstock.




The Kubota SE8000 series is always equipped with a double lateral transmission. External and centralized greasing points of the rotor ensure a quicker maintenance.

PPERS!



The Kubota SE8000 series chopper is designed and tested following highest farmer's requirements in terms of performance and reliability. The SE8000 series always ensures a careful work for a better quality of the residues and its easier natural decomposition. The development of this chopper

was clearly focused on huge and intensive farms; so the SE8000 series is ideal for very demanding and specialized contractors. The SE8000 series is excellent for shredding crop residues, chopping straw, maize and sunflower stalks as well as set-aside land.



Rotor

The same rotor can be equipped with either Y blades or hammer blades; in all configurations special fan blades lift the material up for a better shredding effect. The big diameter (760mm) guarantees an excellent cut with low power requirement.

SPECIFICATIONS

Kubota Models	SE1001 series			SE2000 series			SE2000P series			SE3000 series				
Dimensions & Weight														
Working width (cm)	120	150	180	155	185	200	200	230	250	155	185	200	230	250
Transport width (cm)	140	170	200	175	205	220	220	240	250	177	207	222	252	274
Weight (kg)	247	272	329	740	780	820	870	925	955	475	540	572	620	655
Blades														
No. of universal blades	64	80	96	40	48	52	56	60	64	40	48	56	60	64
No. of hammer blades	–	–	–	20	24	26	28	30	32	20	24	28	30	32
Attachment to Tractor														
Pto input speed (rpm)	540			540			540			540				
Min-Max. power requirement (hp)	25 - 50			45-110			70-130			35 - 80				
Rotor														
Rotor speed (rpm)	1993			2243			1996			2243				
Blade tip speed (m/s)	46			52			52			52				
Rotor shaft diameter (mm)	40			50			50			50				
Rotor diameter (mm)	129			170			170			170				
Cutting diameter (mm)	386			450			450			450				
Lateral transmission														
No. of belts	2-3			5			5			5				
Belt tensioner	by screw setting			automatic			automatic			automatic				
Equipment														
Offset (mm)	–			600			1200			500				
Rear roller	135 mm standard			195 mm standard			195 mm standard			160 mm standard				
Rear wheels	–			–			–			–				
Skids	option			standard			standard			standard				



SE4000 series			SE5000 series			SE6000 series		SE7000 series				SE8000 series	
235	280	325	235	280	320	280	320	195	235	280	320	320	400
254	300	346	250	295	335	295	335	212	250	295	335	350	430
863	980	1080	1025	1135	1225	1220	1380	890	1050	1174	1302	1750	2200
40	48	56	56	72	80	72	80	48	56	72	80	120	152
20	24	28	28	36	40	36	40	24	28	36	40	60	76
540 or 1000			540 or 1000			540 or 1000		540 or 1000				1000	
60 - 140			70 - 160			90-160		55 - 160				100 - 260	
1729 - 1828			1844 - 1949			1844 - 1949		1729 - 1828				1611	
44 - 48			52 - 55			52 - 55		59 - 62				64	
50			55			55		55				60	
220			245			245		245				273	
500			540			540		650				760	
5			5			5		5				2 x 4	
automatic			automatic			automatic		automatic				by screw setting	
500			520			540		-				-	
160 mm standard			245 mm standard			245 mm standard		245 mm option				-	
option (front)			-			-		option				standard	
standard			standard			standard		standard				standard	



The company reserves the right to change the above specifications without notice. This brochure is for descriptive purpose only. Some of the items pictured in this brochure are optional and not standard equipment. Please consult your local Kubota dealer for warranty, safety or product information. For your safety, Kubota strongly recommend the use of a seat belt in all applications.

© 2017 Kverneland Group Revenna Srl

The Kubota logo is rendered in a teal color. It features the word "Kubota" in a stylized, rounded font. The letter "K" is particularly large and bold, with a unique shape. The "u" and "o" are also stylized, with the "o" having a small gap at the top. The "b" and "t" are simple, rounded shapes. The "a" is also rounded and has a small gap at the top. A registered trademark symbol (®) is located at the bottom right of the logo.