

For Earth, For Life
Kubota

Z

KUBOTA ZERO-TURN MOWER ZD1211

Kubota's all-new ZD1211 diesel zero-turn mower has been engineered from the ground up to deliver quality, performance, comfort and durability.



Cutting grass is the commercial operator's livelihood. Kubota's ZD1211 delivers the power, durability, and performance professionals want.

Day in and day out, you need a professional turf mower that handles non-stop use, a mower that's manoeuvrable, cost effective, and loaded with the features to make your job easier. That's why Kubota developed the ZD1211 zero-turn commercial mower, to deliver the results your business demands. The ZD1211 offers a state-of-the-art Kubota diesel engine, a high-capacity HST transmission, a deep mower deck, and an ultra-comfortable operating area. In short, the ZD1211 delivers.

KUBOTA
ZERO-TURN MOWER
ZD1211



REAR DISCHARGE MOWER


SIDE DISCHARGE
MOWER

The Natural Evolution of Mowing Performance

An improved mower deck for professionals


Kubota's commercial mower deck continues to evolve and improve with each generation. The latest generation offers faster and improved cutting performance. The ZD1211 is a 3-blade, 140 mm deep deck featuring a flat design and Kubota's unique baffling system that forces grass to be discharged evenly onto the ground, ensuring even cutting and fine mulching. The deck is fabricated to provide greater durability as well as superior rigidity when mowing challenging terrain. The deck is available as either rear or side discharge, with mulching kit as option.

140 mm Deep
Mower Deck




Rear discharge mower

Rear discharge creates a uniform air flow that ensures that all clippings are discharged. An optional mulching kit can be attached to produce even finer clippings.



REAR DISCHARGE MULCHING MOWER




Side discharge mower

Also available is the side discharge mower deck. For even finer clippings, attach the optional mulching kit.

New mulching kit (option)

The optional mulching kit has been redesigned to produce even finer clippings and uniformly discharge them back into the turf, resulting in a cleaner-looking lawn while saving you time. The mulching kit can be fitted to both the side and rear discharge decks.



SIDE DISCHARGE MULCHING MOWER

Engineered for superior cutting performance and outstanding operability.

New large and bright LCD panel

The large LCD meter, the biggest in its class, shows all of the key information you need to maximize cutting performance and operability, including; engine oil pressure gauge, water temperature gauge, fuel level, and voltmeter. A new hour meter lets the operator know when maintenance or service is required.



New ergonomically designed control layout

For faster operation and better ergonomics, all of the mower deck controls are grouped on the right hand side within easy reach, letting you efficiently adjust the cutting height. The two-tone cutting height adjustment dial is easier to see and simplifies the cutting height adjustment.



New low profile tyres

Low-profile rear tyres further improve the ZD1211 stability and traction on turf. Their wide tread helps protect the turf from damage whilst mowing.



Outstanding stability


The ZD1211 features a low center of gravity to help improve the weight/balance and provides stability on slopes and uneven ground. Wide front tread, large diameter rear tyres, and twin fuel tanks results in outstanding stability on a variety of terrains.



**Kubota
Original
Engine**

Kubota diesel engines and durable transmission

With over 25 million engines produced since 1922, Kubota engines are recognized around the world for their proven quality and reliability. Powerful yet clean and quiet, the ZD1211 rugged diesel engines give you unparalleled performance, productivity, and economy. The ZD1211's engine lets you power through tough mowing jobs with ease and efficiency. These technically advanced engines are also environmentally friendly, thanks to excellent fuel economy, enhanced combustion efficiency, and low vibration and noise levels. These engines are paired with Kubota's original hydrostatic transmission that offers faster, smoother response under all loading conditions. Except for an occasional fluid change, the hermetically-sealed structure requires no maintenance and has no belts to change.



Kubota Original Transmission

New Hydrostatic Transmission (HST) levers

Redesigned HST levers not only provide more legroom, they are also adjustable in height and angle to accommodate operators of various sizes, ensuring both greater operator comfort and smoother operation.

New damper force adjustment

This 3-position lever lets you adjust the damper force to the optimum level for your personal comfort.



Hands-free parking brake

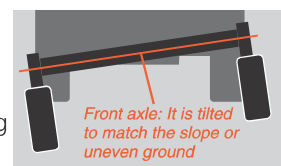
Conveniently located on the platform, the parking brake can be easily engaged and released by pressing it with your foot while keeping both hands on the HST levers.

Hydraulic deck lift

A 2-pedal hydraulic deck lift system keeps you mowing in spite of obstacles by letting you easily raise and lower the deck with your foot.

Selectable front axle (oscillating/rigid)

Choose from two front-axle setups to optimize mowing comfort and performance: oscillating for a smooth ride, or rigid for an even cut while mowing on rough terrain.



Shaft drive mower

The drive shaft smoothly transfers power from the engine to the deck. Shaft drive also requires less maintenance and provides greater dependability.



Designed to keep you comfortable and productive until the job is done.

New suspension seat

A more comfortable seat means less operator fatigue and greater productivity. With dual adjustable armrests, higher backrest, and lumbar support, the fully padded and reclining bucket seat ensures a high level of comfort. The seat can be adjusted upward, forward and backward to let the operator find optimum comfort.



Semi-pneumatic (Flat-Free) Front Tyres

Front caster tyres are resistant to puncture and contribute to the overall durability of the machine, helping to reduce running costs.



Easy mower and engine access

The ZD1211 is designed to keep you on the job longer between maintenance stops. When maintenance is needed, however, you can be assured of quick and easy maintenance of all the critical parts and functions. The engine bonnet protects the engine, yet is simple to open and offers easy access to the engine for maintenance tasks. A special maintenance hatch under the platform mat provides fast access to the upper mower, mower belt, gearbox, universal joint and fuel filter.



Foldable ROPS

ROPS is compliant with ISO21299 standard. The ROPS conveniently folds for easier storage and transportation of the mower.

Maintenance lift

Routine maintenance underneath the mower is quick and simple, thanks to Kubota's innovative two-pin, tilt-up maintenance lift. A simple operation raises the front of the ZD1211 with the mower deck still attached.



New and bigger storage box and cup holder

Store personal items as well as two beverage cups in the handy storage box and cup holder beside the seat.



Specifications

Model		ZD1211		
Engine	Model	Kubota D1105		
	Type	Diesel, liquid-cooled, 3 cylinders		
	Engine gross power	18.5kW / 3000min-1 ; SAE J1940		
	Displacement	cc	1123	
	Air cleaner indicator	Standard		
Fuel Tank Capacity	ℓ	49		
Dimensions	Overall length	mm	2260	
	Overall width	with mower	mm	1875 (Side) / 1600 (Rear)
		w/o mower	mm	1510
	Overall height	ROPS upright	mm	2000
		ROPS folded	mm	1640
	Wheel base	mm	1440	
	Tread	Front	mm	1064
		Rear	mm	1210
	Weight with mower (w/o fuel)	kg	790	
	Tyre size	Front	15 × 6.5-8, Smooth semi-pneumatic	
Rear		26 × 12.0-16 Turf, Low profile tyre		
Travel speed range	Forward	km/h	0 – 17.0	
	Reverse	km/h	0 – 8.5	
Transmission	2 HST with integrated transaxle			
Mower deck	Discharge direction	Side / Rear / Mulching (available as option for both side and rear)		
	Mower deck construction	Fabricated		
	Deck depth	mm	140	
	Deck steel thickness	mm	4.2	
	Mower lift system	Hydraulic lift by foot pedal.		
	Mower deck drive system	Shaft Drive		
	Anti-scalp roller	Caster x 2, Rigid x 4		
	Cutting width	cm (in.)	152 (60)	
	Cutting height adjustment	Dial		
	Cutting height range	mm	25 – 127	
	Cutting height increments	in.	0.25	
Number of blades	3			
Front axle	Selective "Fix" and "Oscillating" front axle.			
Maintenance lift system	Standard			
Display	LCD panel (Hour meter, Fuel gauge, Coolant temperature gage, Battery voltage meter)			
Seat	High back deluxe seat with reclining and lumbar support			
Seat suspension stroke	mm	76		
Step open system for easy maintenance	Standard			
ROPS	Foldable			

The company reserves the right to change the above specifications without notice.
This brochure is for descriptive purpose only. Some of the items pictured in this brochure are optional, and not standard equipment.
Please contact your local Kubota dealer for warranty, safety or product information.



©2017 Kubota Corporation

Kubota

KUBOTA (U.K.) LIMITED

Dormer Road Thame, Oxfordshire, OX9 3UN.
Phone (01844) 268000

www.kubota.co.uk

